



Demographic Dividend in Kenya

Progress, Challenges and Opportunities

National Council for Population and Development

Quality Population for Sustainable Development



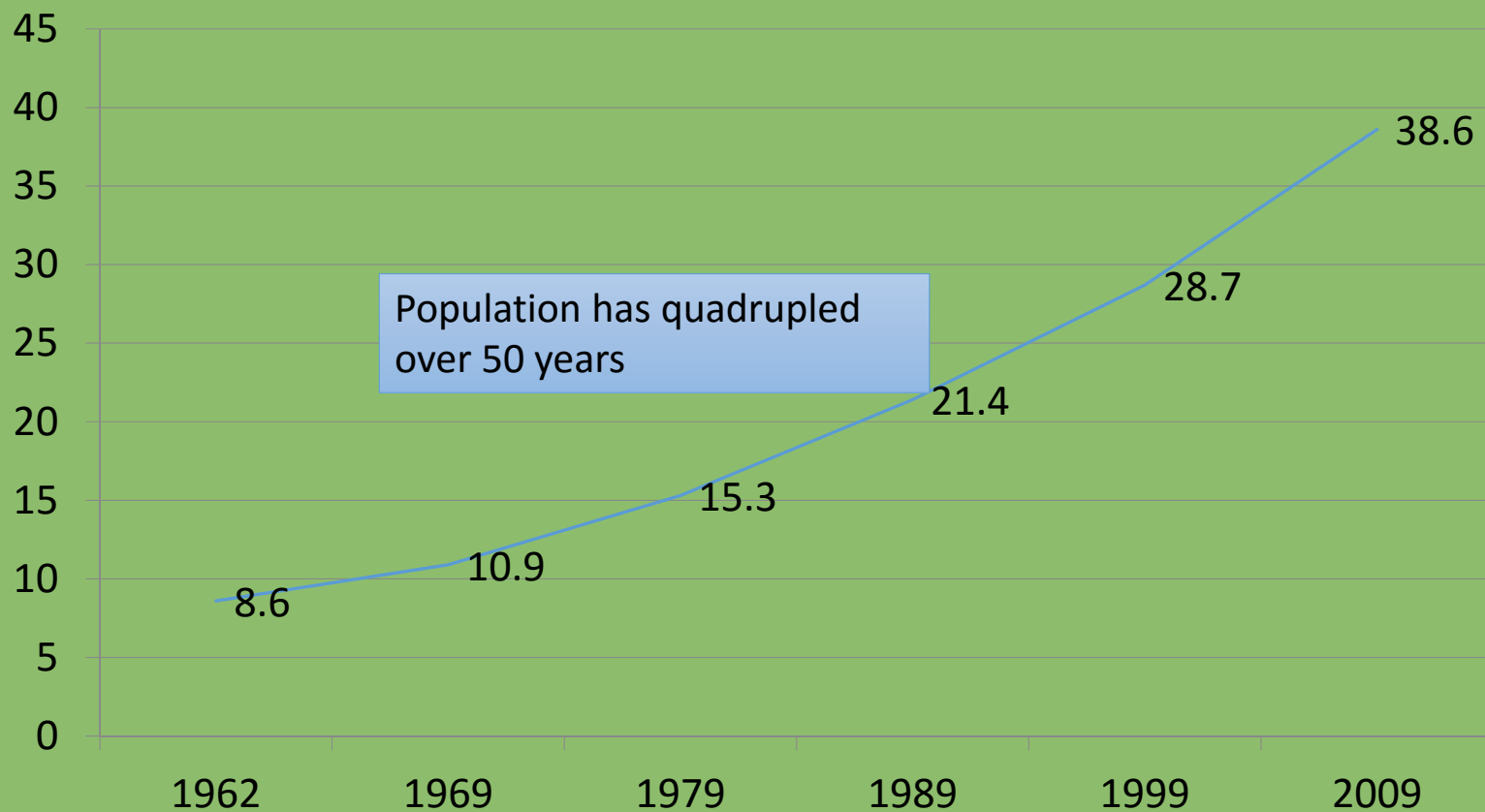


Outline

- Overview Kenya's population size, structure and growth
- Domestication of DD in Kenya
- Challenges to Kenya's DD Efforts
- Opportunities for Achievement of DD



Population Trends in Kenya, (Millions) 1962-2009



Source: Kenya National Bureau of Statistics

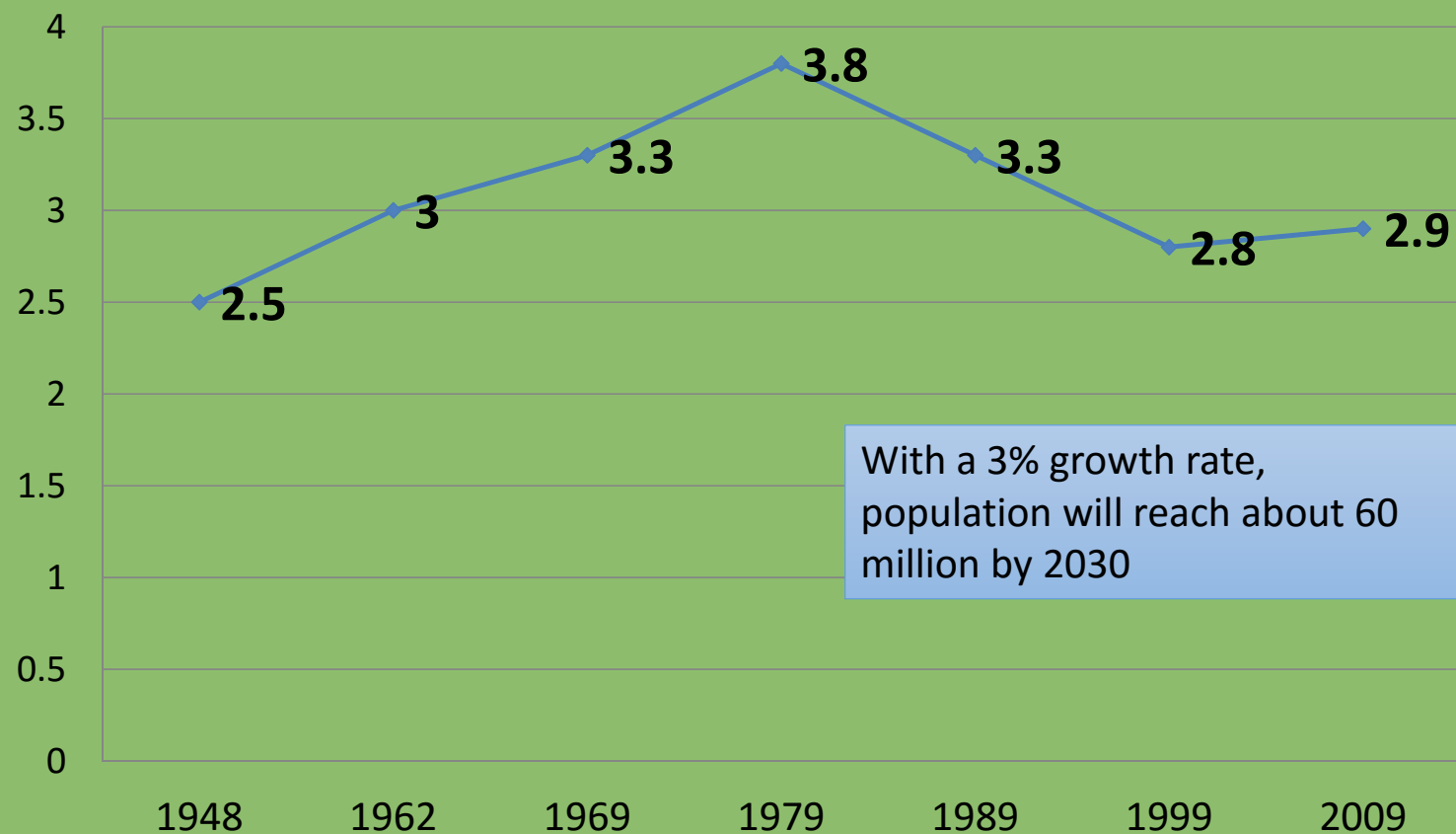
Source: Kenya National Bureau of Statistics

Quality Population for Sustainable Development





Annual Growth Rate (%) 1948 - 2009

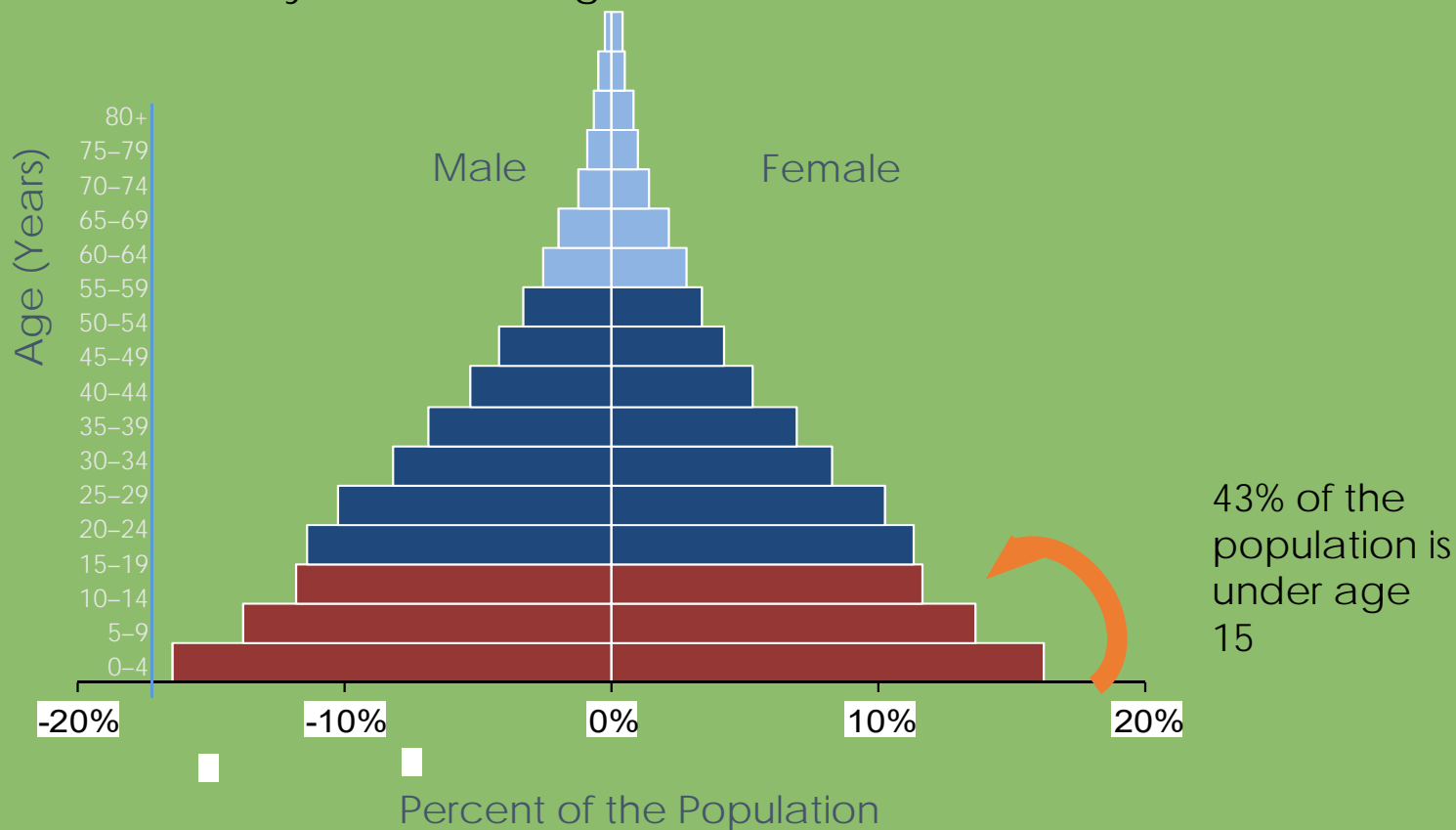


With a 3% growth rate,
population will reach about 60
million by 2030



Kenya's Population Pyramid – 2009 Population Census

Kenya's Youth Bulge



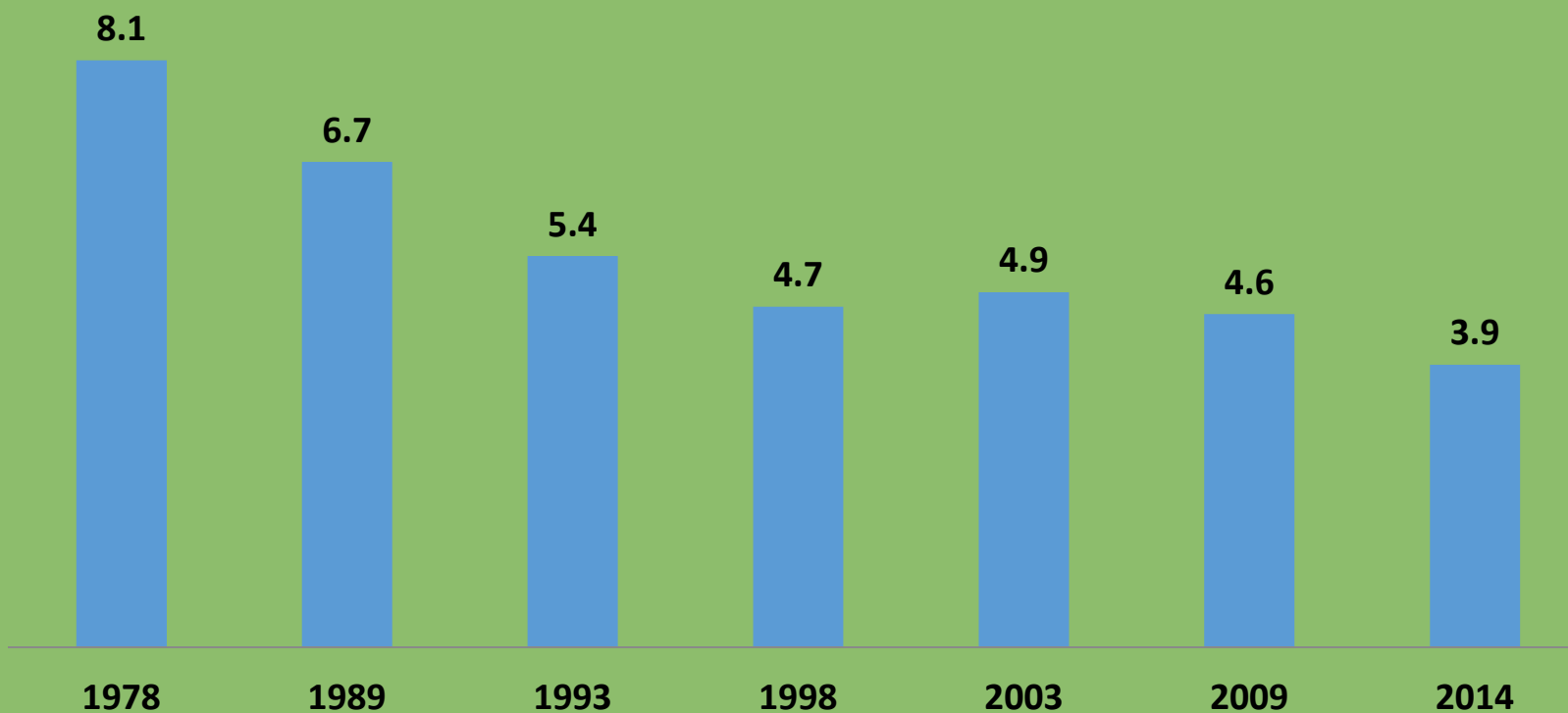
Source: Spectrum

Quality Population for Sustainable Development






Trends in Kenya's Total Fertility Rate (1978 – 2014)



Source: Kenya National Bureau of Statistics

Quality Population for Sustainable Development





Demographic Dividend Model for Kenya

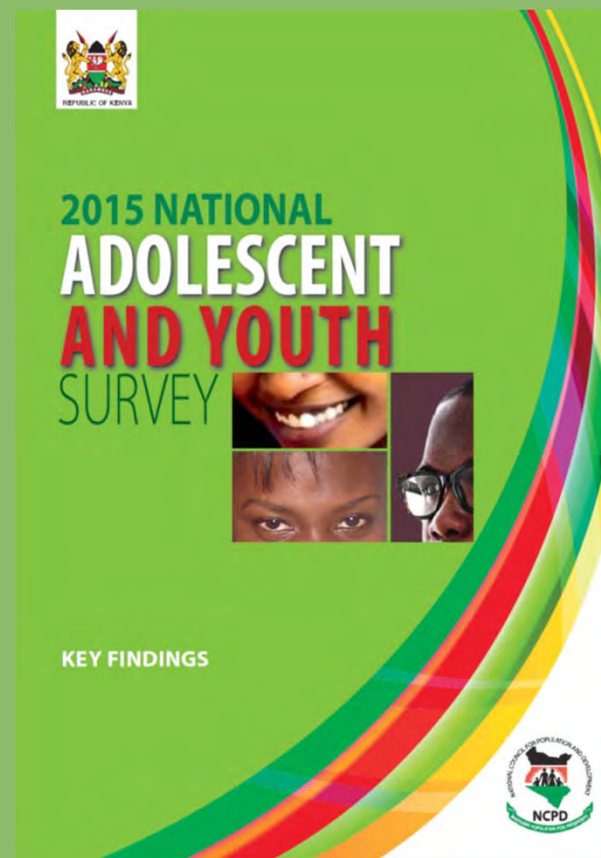
- NCPD and Futures Group developed a demographic dividend model for Kenya in 2014
- DD multi-sectoral Technical Working Group gave technical input to the model
- DD Steering Committee validated the results from the modelling exercise
- Results of this modelling exercise were launched on 15th July 2014
- Key result: Kenya's GDP can be increased 12 fold by the year 2050 with strategic investments in health, education, and governance





2015 National Adolescent and Youth Survey

- For Kenya to attain the DD, each county must make a contribution
- Aim: Identify key issues that need to be addressed if Kenya is to harness the potential of its young people
- Data collected from each of the 47 counties through FGDs and Key informant interviews
- National and county specific reports for this survey were developed and launched in 2016
- Kenya's DD window opens 2037



Quality Population for Sustainable Development

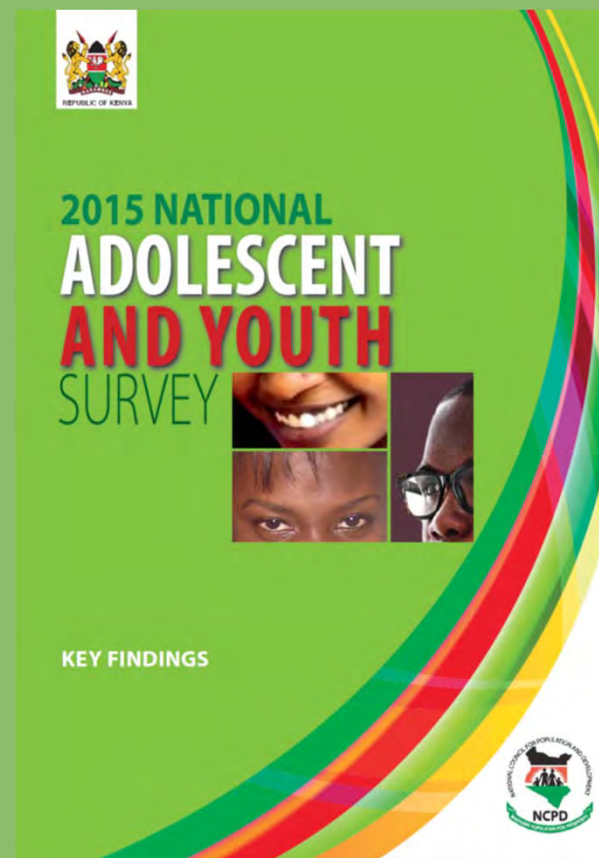




2015 National Adolescent and Youth Survey

Key health issues affecting young persons

- Drugs and substance abuse (DSA)
- STI including HIV
- Sexual Gender Based Violence (SGBV)
- Teenage pregnancy



Quality Population for Sustainable Development





National Demographic Dividend Forum

- This forum was convened on 18th and 19th October 2016
- Main objective of the forum was create awareness among policy makers and enhance support for the country's DD agenda
- Thematic policy briefs developed to deepen DD understanding among policy makers





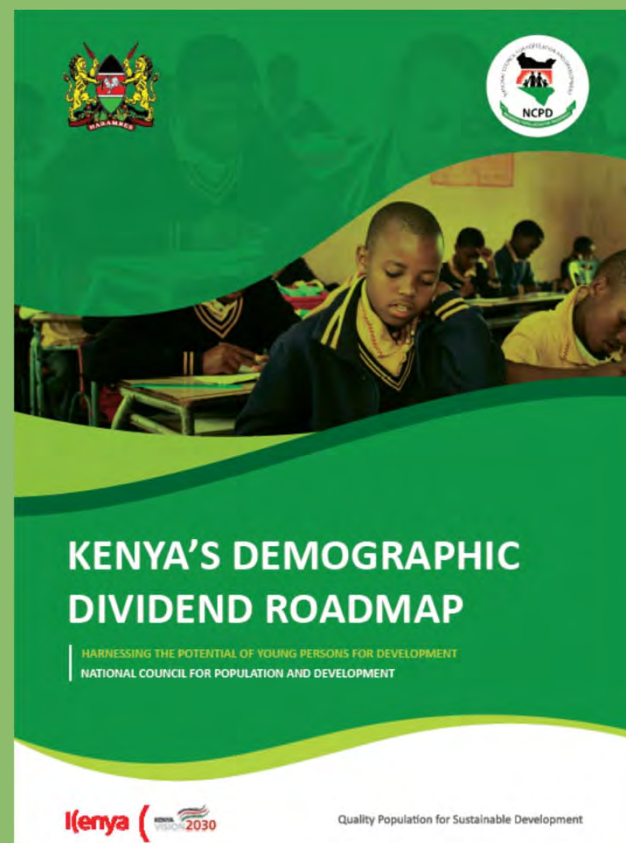
Regional Symposium on Demographic Dividend

- NCPD and UNFPA hosted this symposium in Nairobi from 24th to 26th August 2015
- Objective: Demographic Dividend knowledge sharing among the Eastern and Southern Africa countries
- A total of 16 countries from the continent participated in this forum



Kenya's Demographic Dividend Roadmap (2018 – 2022)

- Domesticated the AU DD roadmap within the Kenyan context
- Roadmap highlights priority strategies and actions in each DD sector
- Guide County Governments in coming up with County specific DD activities
- Provides a basis for developing an implementation plan and a monitoring and evaluation framework for DD activities in Kenya
- Disseminated to Principal Secretaries



Quality Population for Sustainable Development





Incorporation of Demographic Dividend in Development Plans

- Guidelines for incorporation of DD in national, sectoral and county plans developed and disseminated in 2017
- DD incorporated in the various development plans for 2018 - 2022





Opportunities

- Kenya's declining fertility
- Government's Big 4 Agenda
 - Universal health coverage
 - Employment creation
 - Food security
 - Housing
- Government's focus on addressing youth issues
 - Kenya youth development policy
 - Access to credit facilities
 - Training and skills development



Opportunities

- Existence and implementation of ageing and older persons policy
- Renewed efforts to curb corruption
- Inclusion of DD in development plans



Challenges

- Low understanding of demographic dividend among policy makers and programmers
- Absence of standard DD indicators for monitoring and evaluation
- Unplanned pregnancies
- Drug and substance abuse among youth



Website: ncpd.go.ke

Quality Population for Sustainable Development

