



African Institute for Development Policy

Bridging Development Research, Policy and Practice

Harnessing the AU's Demographic Dividend agenda
for accelerated implementation of the ICPD PoA and
achieving the SDGs at country level

Issues for policy prioritization and agenda setting

Bernard Onyango, PhD.

Senior Knowledge Translation Scientist, AFIDEP

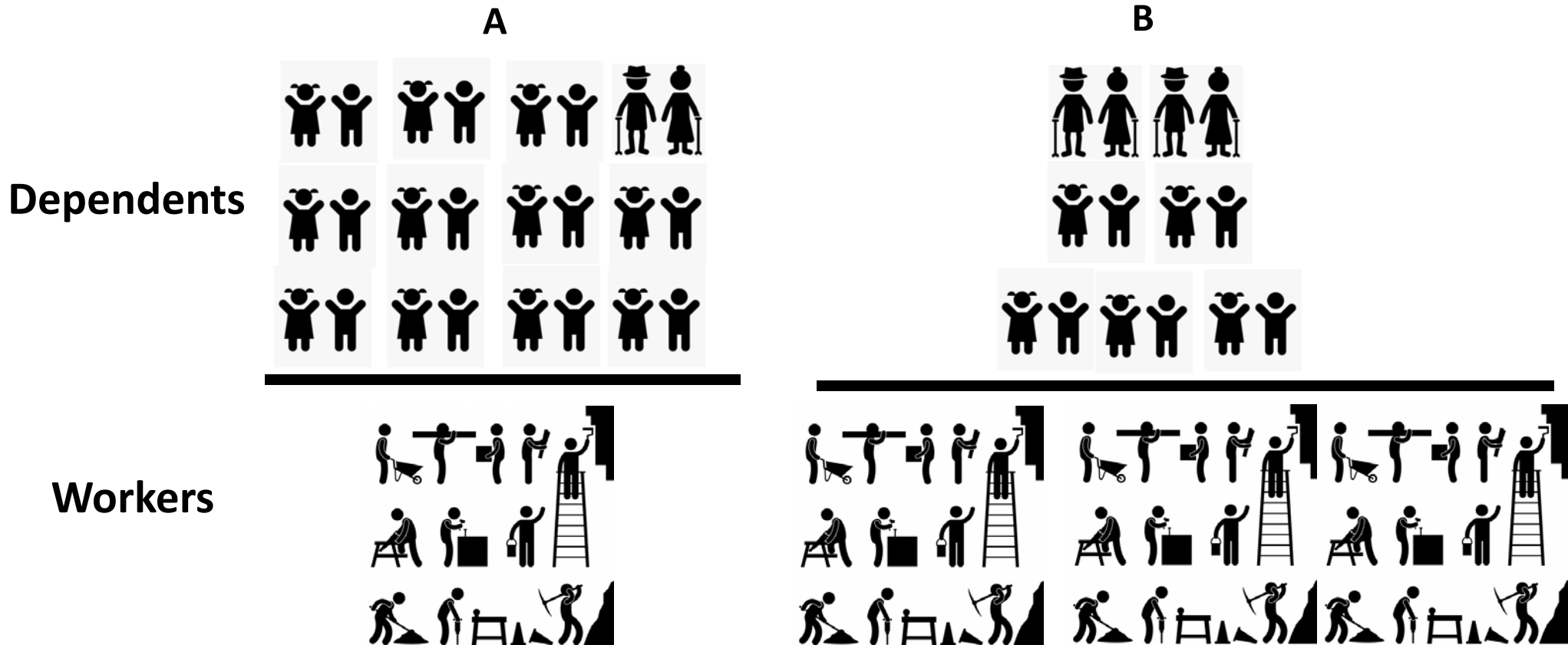
NEAPACOH Meeting 2018, October 30

Speke Resort Munyonyo, Kampala

Background

- ❑ Africa is young! – an average 60% under 25 years old, compared with 41% globally for the same age group. Such youthful population, if healthy, skilled, and gainfully employed can be a catalyst for accelerated social and economic development, a phenomenon referred to as a **demographic dividend**.
- ❑ Recent focus from both the scientific community and development actors, on the prospects of countries in Africa harnessing the demographic dividend given their demographic transition trajectories

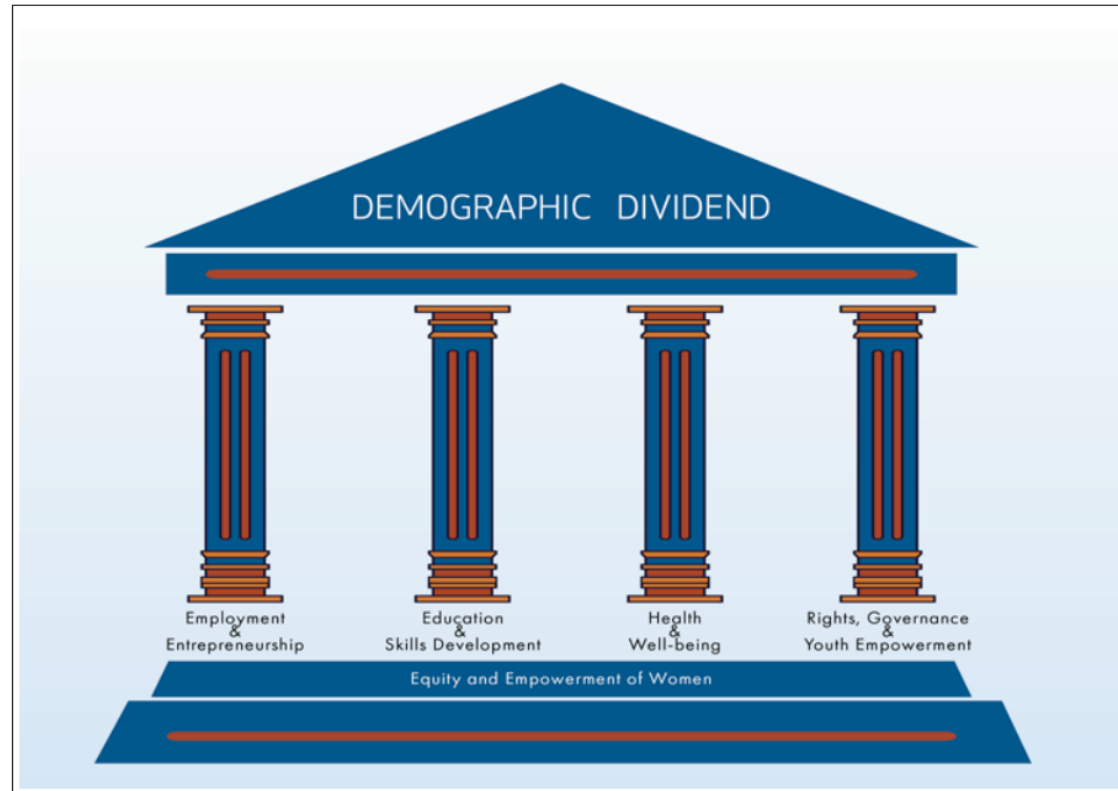
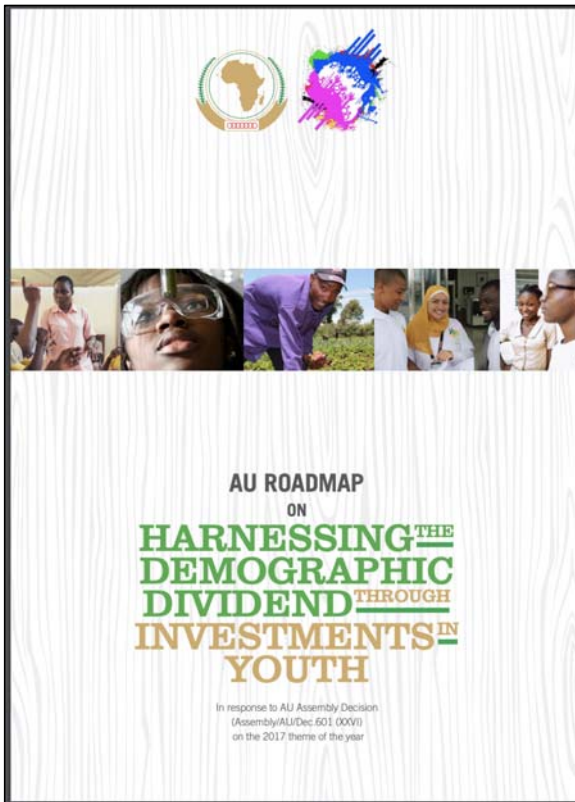
What is the Demographic Dividend (DD)?



What is the Demographic Dividend (DD)?

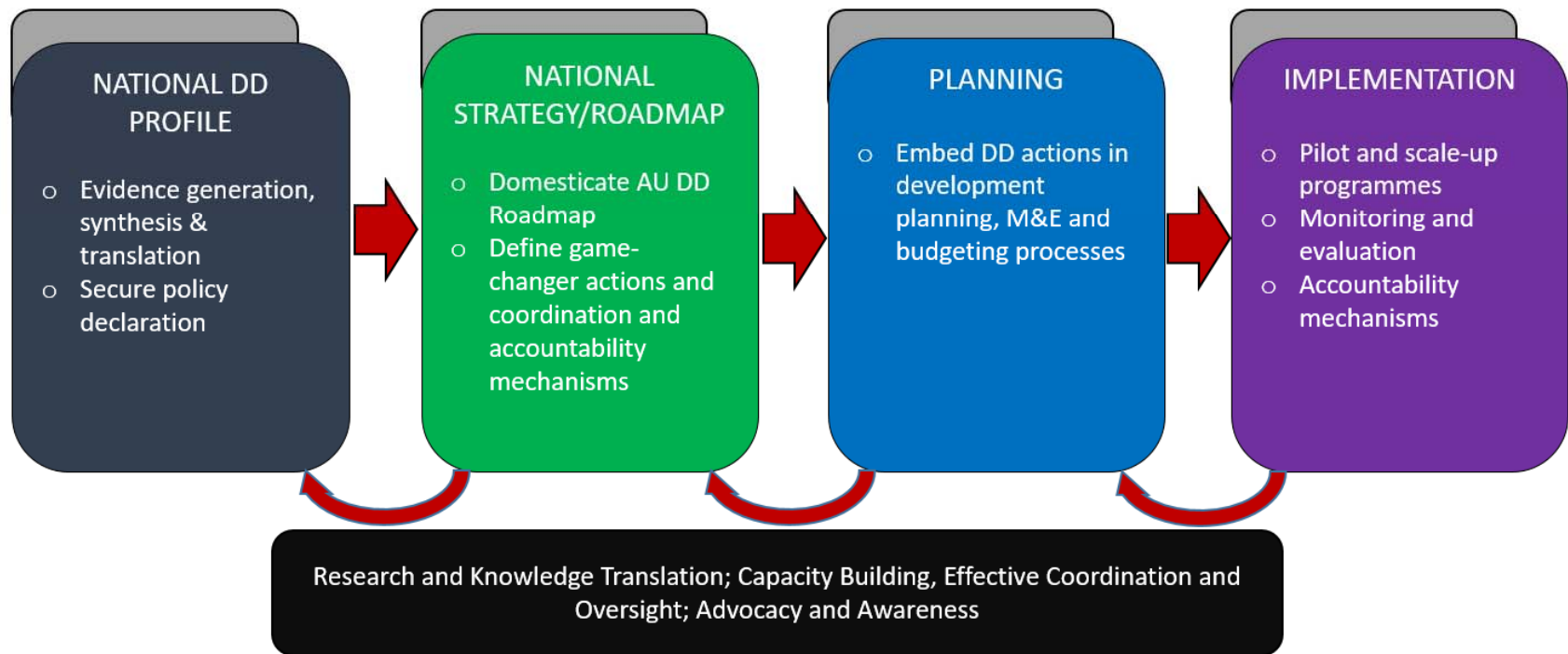
- **First DD** → The economic benefit that arises directly from the increase in the proportion of the working age population relative to dependent children as a result of fertility and mortality decline
- **Second DD** → Long-term economic benefits from increased investments in children; increased savings and investments by the working age population; and improved wellbeing and life expectancy (which enables people work longer) as the population becomes increasingly aged

The African Union Demographic Dividend priority investment pillars



Source: AFIDEP 2017

Operationalizing the Demographic Dividend at National Level



Challenges to overcome

- I. In-depth policy prioritisation and performance analysis
- II. Systems thinking and integrated planning capacity
- III. Sustainable funding for demographic dividend interventions
- IV. Reinforce the role of the private sector and other stakeholders



A Typology of African Countries to Guide Investments for the Demographic Dividend

AFIDEP

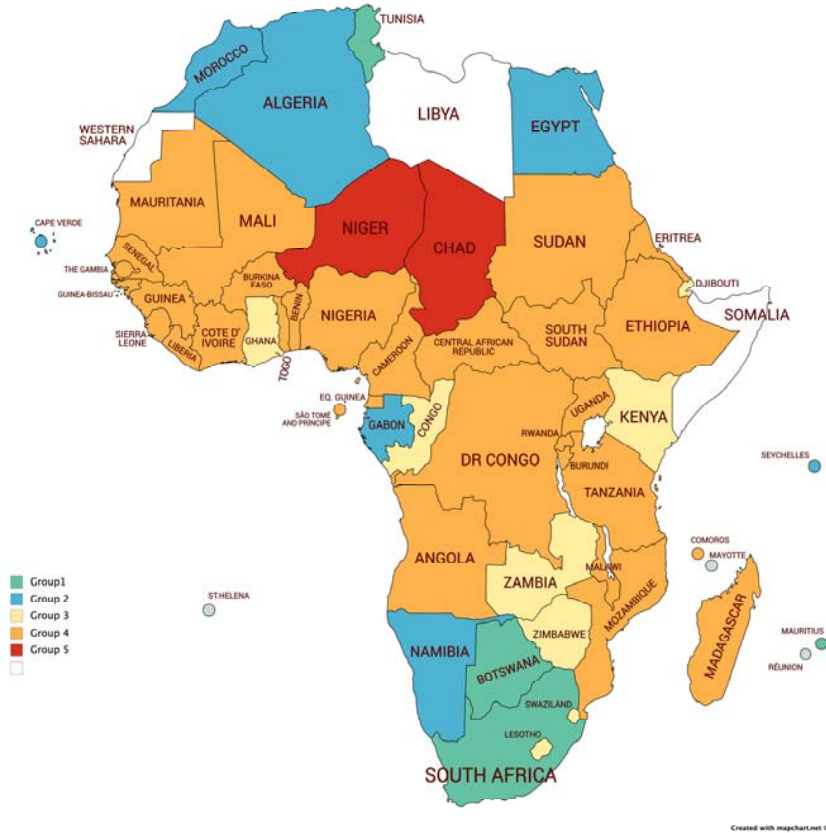
Prioritising action for the DD

- ❑ Policy action recommendations are often very generic, with most premised on the experience of East and South East Asian countries.
- ❑ These recommendations fail to adequately capture the nuanced variations in demographic transition and economic well-being of African countries and hence fail to provide refined recommendations that would support them to harness the dividend.

Prioritising action for the DD

- I. Explore the factors associated with national wealth as measured by Gross National Income (GNI) per capita
- II. To characterise countries according to pillars of the DD (Education, health, economy, TFR)
- III. We used a cluster analysis approach

- ✓ Group 1 & 2 composed of a set of 12 mainly Upper-middle and High-income countries in North and Southern Africa and Small Island states with generally lower total fertility rates (mean TFR of 2.3 and 3.0 for Group 1 and 2 respectively).
- ✓ The third and fourth groups are composed of 8 and 29 states respectively that are mainly low or middle-income and have a mean TFR of 4.1 and 5.2 respectively.
- ✓ The last group is composed of 2 states with very high fertility (mean TFR of 7.0) and low human capital. The mean years of schooling in this group is only 2 years compared to 8.6, 7.0, 6.4 and 4.2 for groups 1, 2, 3 and 4 respectively.



Average Linkage (Between Groups)		Gross National Income 2015 2011PPP\$	Mean school years	Average annual growth rate 2010-15	Female labour force participation rate	Male 15+ labourforce participation rate	Under five stunting percentage	Total fertility rate 2010-15
Group 1 Countries: Tunisia, South Africa, Mauritius, Botswana, Libya	Mean	13849.94	8.61	0.93	43.87	73.29	19.48	2.30
	N	5	5	5	5	5	5	5
	Std. Deviation	2904.18	1.38	0.75	19.36	8.24	9.00	0.52
Group 2 Countries: Seychelles, Algeria, Egypt, Morocco, Gabon, Cabo Verde, Namibia	Mean	12791.52	6.98	1.70	38.95	71.84	15.93	3.02
	N	7	7	7	7	7	7	7
	Std. Deviation	6532.99	1.66	0.61	17.42	8.96	5.20	0.65
Group 3 Countries: Djibouti, Swaziland, Lesotho, Congo Bra, Zambia, Kenya, Ghana, Zimbabwe	Mean	3916.27	6.40	2.11	61.00	74.71	28.23	4.13
	N	8	8	8	8	8	8	8
	Std. Deviation	1815.36	1.07	0.68	15.35	7.35	6.99	0.81
Group 4 Countries: The rest of Africa, excluding countries in Groups 1,3,4,5	Mean	2691.50	4.19	2.79	66.26	78.98	34.53	5.16
	N	29.00	29.00	29.00	29.00	29.00	29.00	29.00
	Std. Deviation	3865.04	1.31	0.45	16.99	7.86	8.07	0.61
Group 5 Countries: Niger, Chad	Mean	1440.16	1.99	3.66	52.12	84.34	41.45	6.97
	N	2	2	2	2	2	2	2
	Std. Deviation	778.82	0.47	0.49	16.82	7.19	2.19	0.93
Total	Mean	5314.79	5.27	2.39	58.94	76.98	29.78	4.49
	N	51	51	51	51	51	51	51
	Std. Deviation	5886.53	2.11	0.85	19.47	8.28	10.46	1.30

Key messages

- **Key message 1:** For all countries, reducing fertility, total dependency ratios and increasing schooling are the main drivers of national wealth.
- **Key message 2:** Policy options recommended to decision makers should be nuanced to take account of the different stages (demographic and development) that the countries are in. These will then be more effective in guiding the countries to capture and maximize their potential demographic dividends.

Recommendations

- I. **Groups 1 and 2:** Most of these countries are further along the demographic transition and should be benefitting from the first demographic dividend. However, they tend to have high unemployment rates minimizing their dividend. Focus should be on creating decent employment opportunities and enhancing skills of their young people to make them more competitive in the global market.
- II. **Groups 3 and 4:** still have relatively high though reducing fertility. Focus should be on addressing unmet need for FP, enhancing education attainment and providing employment opportunities for the large pool of out of school youth.
- III. **Group 5:** Key focus should be on facilitating a quick demographic transition from current very high fertility to open the window to harness the demographic dividend.

Nairobi Summit on ICPD25: Accelerating the Promise


- 12-14 November, 2019
- Co-convened by the Government of Kenya, UNFPA and the Government of Denmark
- a broad range of public and private sector stakeholders – Heads of State, Ministers, civil society, faith based organisations and youth leaders, parliamentarians, business representatives, media and others – to come together around the universally applicable principle of rights and choices for all



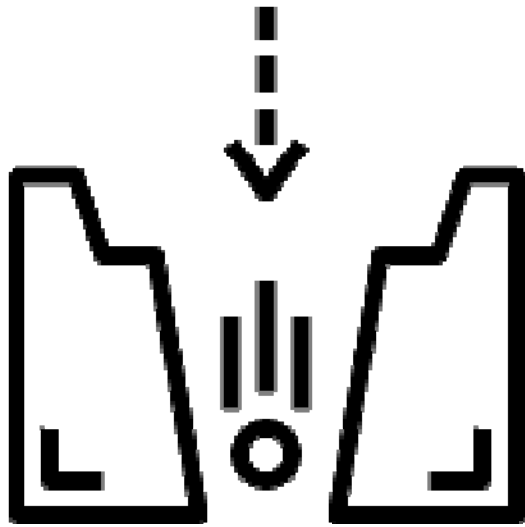
Acknowledging gains since ICPD '94

□ Significant investments in:

- ✓ Expanding access to FP and SRHR services
- ✓ Expanding access at all levels of education
- ✓ Youth programmes
- ✓ Developing enabling policy frameworks (especially in areas related to health and education)




But.....



the gains have been slow or inadequate in some crucial areas that need to be addressed as a priority

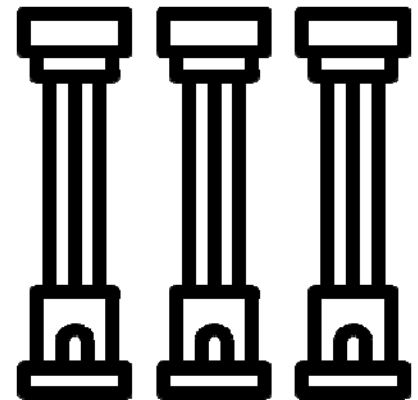
- 214 million (est.) women who want to prevent a pregnancy are not using modern contraceptives
- 830 preventable maternal deaths daily in developing countries
- 39,000 girls forced into marriages daily
- 4 million girls subjected to FGM annually

Summit objectives

- 
- A black and white icon of a target with an arrow hitting the bullseye, symbolizing objectives or goals.
- ✓ Obtain strong political commitment for the validity of the Cairo ICPD agenda
 - ✓ Create political and financial momentum to advance the ICPD agenda, as an indispensable part of Agenda 2030, in particular around reducing (at a minimum) preventable maternal mortality, unmet need for family planning and eliminating violence against women and harmful practices
 - ✓ Offer an inclusive platform for a broad range of Member States and other stakeholders to come together around the universally applicable principle of rights and choices for all

Thematic Areas

1. Universal access to sexual and reproductive health and rights as a part of Universal Health Coverage (UHC).
2. Financing required to complete the ICPD Programme of Action, and to sustain the gains made.
3. Drawing on demographic diversity to drive economic growth and achieve sustainable development.
4. Ending gender-based violence and harmful practices.
5. Upholding the right to sexual and reproductive health care even in humanitarian and fragile contexts.




Grouped key issues

1. Youth potential and the demographic dividend
2. Migration (internal and international) and rapid urbanization
3. Population aging
4. Multi-sectoral coordination and implementation of programmes
5. Evidence generation and use to inform decision-making, and MEL agenda
6. Governance and oversight

Accelerators

1. Political and community leadership for accelerating the promise
2. Private sector engagement
3. Innovation and data
4. Youth leadership
5. Women's empowerment and gender equality



What should MPs do for ICPD PoA

- I. ICPD25 is an event, ICPD PoA is long-term.
- II. Legislate where necessary, use existing laws and policies where they exist
- III. Building coalitions
- IV. Budgeting and oversight for action
- V. Population and development is multi-sectoral – support integration and coordination efforts to avoid ineffective implementation silos
- VI. Advocate for a data revolution for evidence-informed decision-making